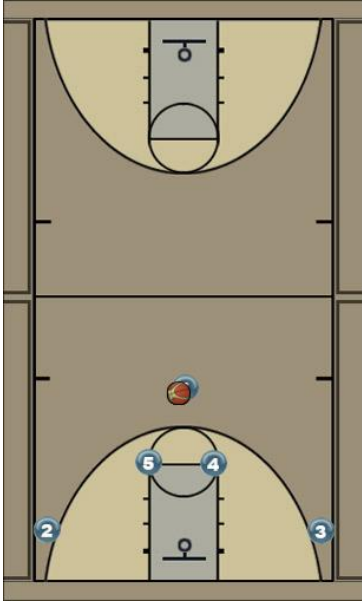


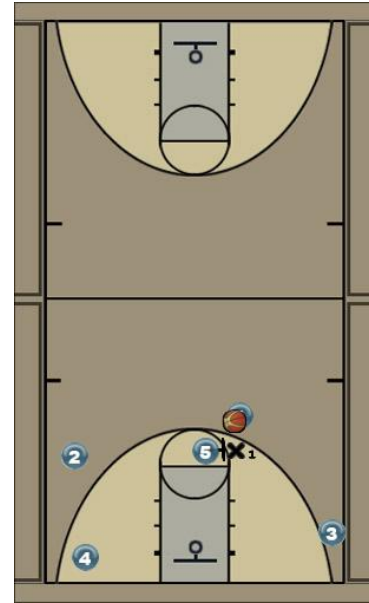
## Phoenix - Spread P/R to cuts

### Movement 1



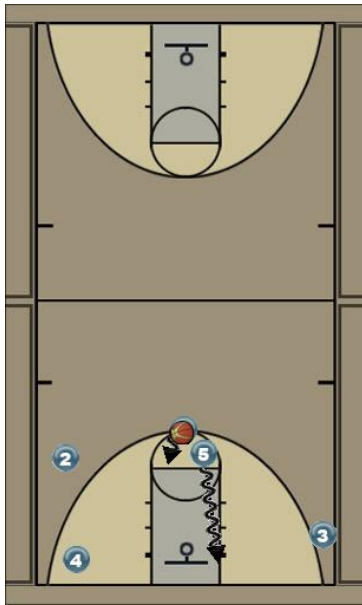
Standard Horns Formation starting position for all our plays. 5 Backscreens for 4 who cuts through the key to the right baseline. 2 comes up to the wing. 1 dribbles to left to set up the play.

### Movement 2



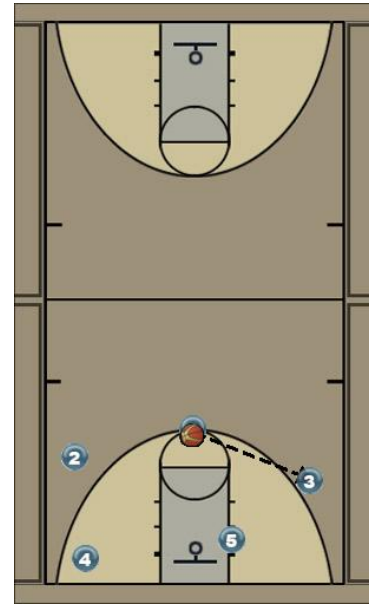
Move to Spread pick-and-roll position. Point guard starts slightly to the left of the center at the top of the key who sets a screen to the right of the defender.

### Movement 3



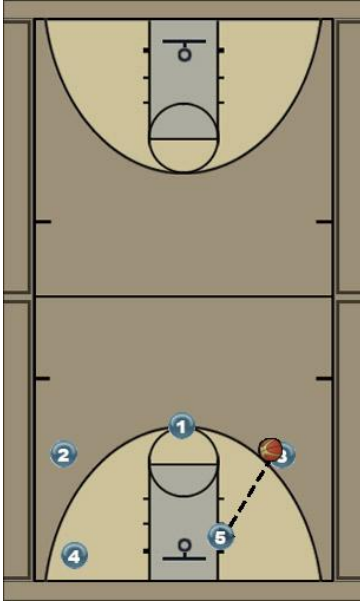
Point guard has multiple options based on defense. Can pull-up for a jumper, drive, hit the center on the roll, or hit the 3 who comes up to the wing.

### Movement 4

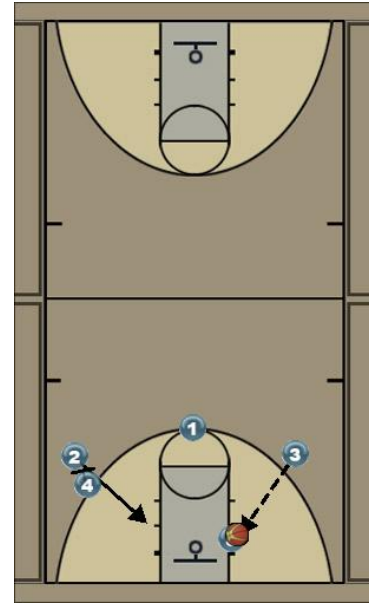


In this case the point passes to the 3 who hits the 5 on the roll or in the post.

## Movement 5

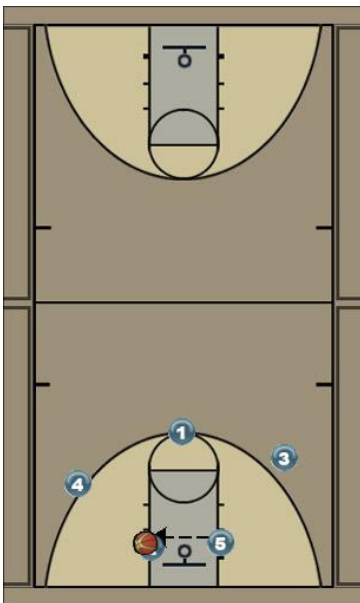


## Movement 6



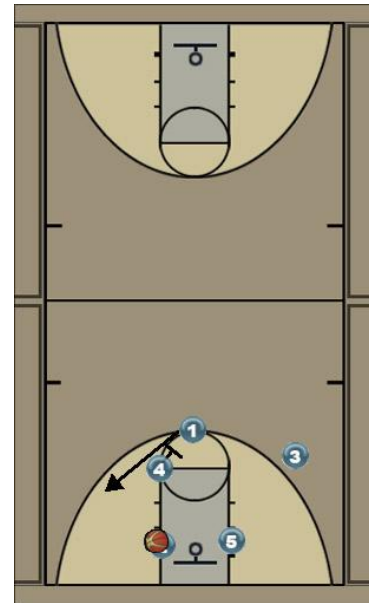
The 5, can shoot, or pass it back to the 3 or wait. Meanwhile, the 4 has come up to set a back-screen for the 2.

## Movement 7



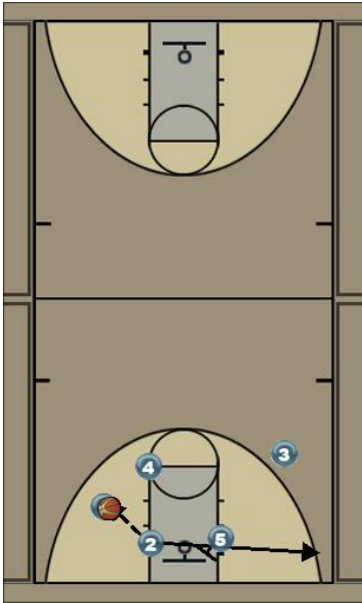
The 2 cuts off the back-screen and the 5 passes to her.

## Movement 8



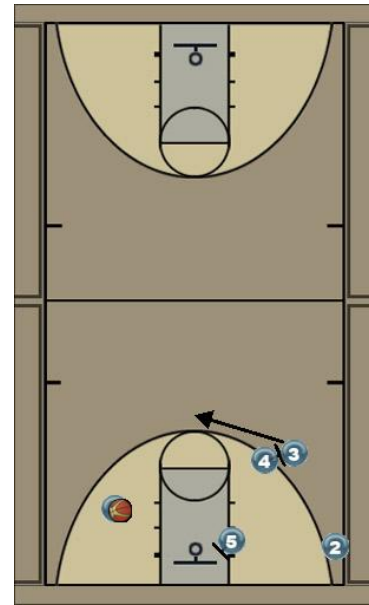
If the 2 has no shot, the 4 comes to the elbow (top corner of the key), and sets back screen for the 1 who tries to get a short jump shot.

## Movement 9



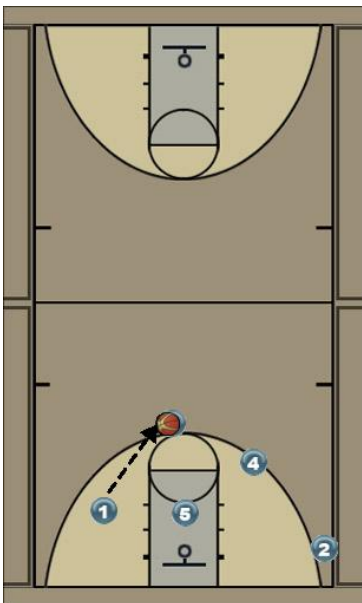
2 passes to 1 and then clears out to the left base line.

## Movement 10



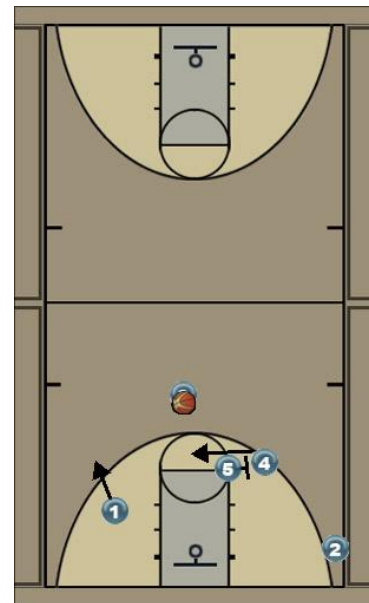
The 2 comes off the the 5 and runs the baseline to the corner. This creates a momentary isolation for the 1 who can attempt to score. Meanwhile, the 4 comes to set a screen for the 3.

## Movement 11



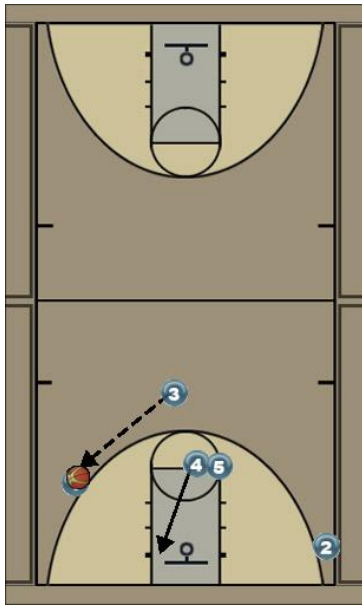
If no shot is available for the 1, she can hit the 3 at the top of the key, or the 5 who comes to the mid post.

## Movement 12



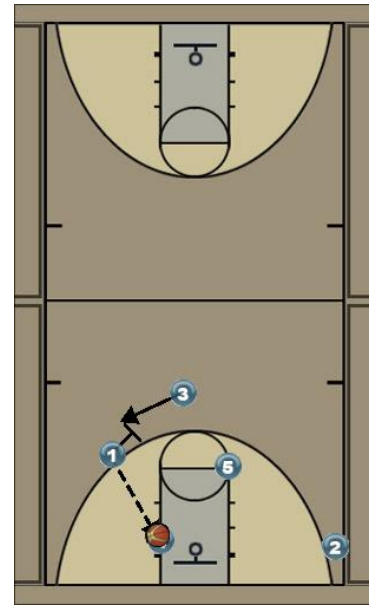
If no play develops here, there is one last option, the 4 c-cuts off the elbow while the 5 sets a screen. The pass for the 4 can come from the 3, or the 1.

## Movement 13



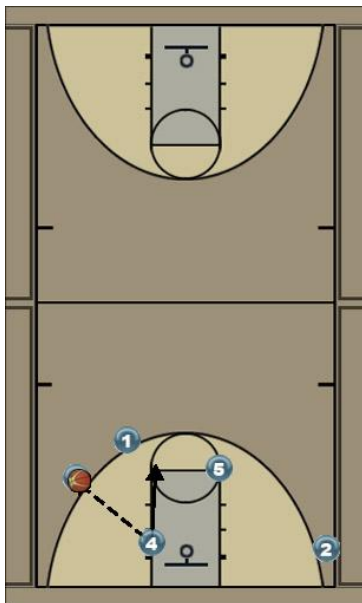
4 continues cut, while 1 comes to the wing to set up the 1 Passes to 4. If there is no shot, then the 4 waits for the pass from a better angle.

## Movement 14



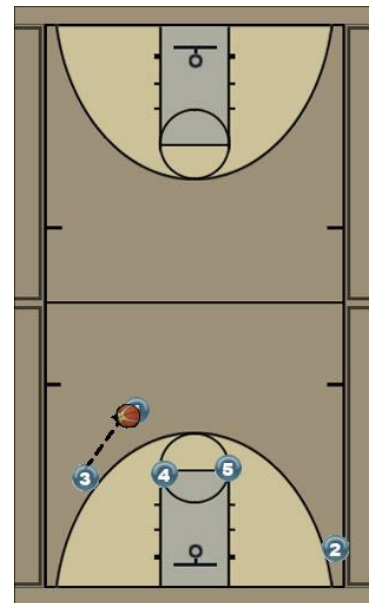
1 Passes to 4. If there is no shot, then the 4 waits for the 1 to set a screen for the 3.

## Movement 15



4 passes to 3 then returns to her position at the elbow (flipped from starting positions).

## Movement 16



3 returns the ball to the point guard (1), who sets up another play from the flipped original position.

## Movement 17

